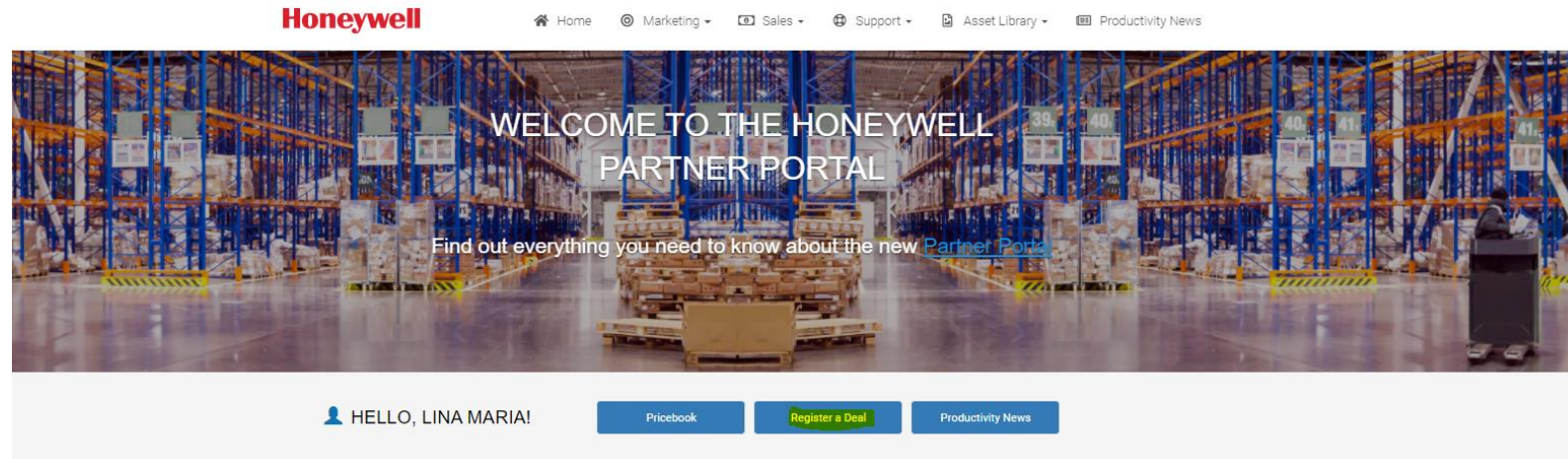


COMO REGISTRAR UN PROYECTO EN EL PORTAL DE HONEYWELL

Honeywell

¿CÓMO REGISTRAR UN PROYECTO?



The screenshot shows the Honeywell Partner Portal homepage. At the top left is the Honeywell logo. To its right is a navigation menu with links for Home, Marketing, Sales, Support, Asset Library, and Productivity News. The main banner features a warehouse background with the text "WELCOME TO THE HONEYWELL PARTNER PORTAL" and a sub-headline "Find out everything you need to know about the new Partner Portal". Below the banner, a personalized greeting "HELLO, LINA MARIA!" is displayed next to three buttons: "Pricebook", "Register a Deal", and "Productivity News".


PRODUCTS & SERVICES

Here are some of Honeywell's best sellers



MOBILE COMPUTERS

There are many opportunities throughout the enterprise to increase



BARCODE SCANNERS

We make barcode scanning easy. That's why Honeywell barcode

¿CÓMO REGISTRAR UN PROYECTO?

REGISTER NEW DEAL

To register a new opportunity, fill out the form below. Fields with an asterisk (*) are required.

OPPORTUNITY INFORMATION

Please enter the information for this opportunity.

Request Project Registration?

Nombre del usuario final



* Opportunity Name

Desplegar Menú



* Deployment Environment


Product Interest

Desplegar Menú



Lead Source

MDF ID

Partner Contact 

Describe the current project situation

END USER COMPANY INFORMATION

Please enter the contact's company information for this opportunity.

* Company

¿CÓMO REGISTRAR UN PROYECTO?

END USER COMPANY INFORMATION

Please enter the contact's company information for this opportunity.

* Company

* Street Address

* Country

State / Province

* City

* Zip Code

END USER CONTACT INFORMATION

Enter end user contact information

* First Name

* Last Name

* Email

* Phone

¿CÓMO REGISTRAR UN PROYECTO?

PROJECT REGISTRATION INFORMATION

Please enter the information required to review this project for Project Registration approval

* Fulfillment Method

* Preferred Distributor

Seleccionar distribuidor



* Expected Close Date

* Expected Ship Date

Timing of Decision

Primary Decision Criteria

* Time worked with End Customer

Software Application Provider

New Software Application Provider

* Will Honeywell Media be attached?

* Services in Project

* Service Amount

* Mobility Products in Project

* Mobile Printing Products in Project

¿CÓMO REGISTRAR UN PROYECTO?

* By checking the 'I Accept' checkbox, Partner consents, under the Data Protection Act or similar laws, to Honeywell's receipt and internal use of the information. Partner consents to its selected Distributor's receipt of the information. Partner also acknowledges having accepted read and understood the terms and conditions of the Project Registration Policy and requirements of the Performance Partner Program. Partner further understands that these policies may be subjected to modification or termination at any time for any reason, and entirely within the discretion of Honeywell. Honeywell reserves the right to contact the end customer to validate the project information provided. It is your responsibility to advise the customer accordingly. If it is found after approval that you are offering competitive products not previously disclosed, the PR will automatically be revoked.

I Accept

NOTES

Notes are listed below.

Add a Note:

Note Title:

Note Comments:

ATTACHMENTS

Attachments are listed below.

Add a Attachment:

Choose File

Save Draft

Submit

Para someter a aprobación dar click en submit

