



Workstation Connect

**Turn Zebra mobile computers into
mobile-driven workstations and
Point-of-Sale (POS) stations**



Agenda

- Challenge and Solution
- Create a Workstation
- Create a POS
- Key Features
- Use Cases



Challenge and Solution

Do workers with Zebra mobile devices **also** use...

Desktops

...for heavy data-driven tasks and information-dense apps that are easier to see and work with on a larger display?



Point of Sale (POS) stations

...to ring up customer purchases, even though your customers want more flexible and more convenient checkout options?

The high cost of separate standalone workstations and POS stations

Desktops

Increased costs

- The need to purchase separate workstations
- IT time spent managing and supporting separate workstations
- Application development for two platforms: mobile and desktop

Inefficient processes

- Workers need to jump between devices to do their jobs

Traditional POS stations

Potential lost sales

- Customers want fast checkouts — long POS lines can result in abandoned carts
- Negative impact on customer experience

Lack of flexibility

- Inability to easily add more POS stations during peak periods
- Inability to easily create alternative checkout options — such as self check-out

What if your Zebra
mobile devices could do it all?



**With Zebra Workstation Connect
...they can.**

Workstation Connect Solution Architecture

1 Zebra host rugged mobile computer or tablet



Choose the right device for the job : Zebra's latest mobile computers and rugged ET4X tablet support Workstation Connect, allowing you to select the right form factor, the right level of ruggedness, the right features and the right wireless connections for different users and departments — as well as create workstations and POS stations with the devices you already own.

2 Connect Cradles and Connect Hubs



Connect Cradles for Workstations: Connect Cradles provide all the connections required to turn Zebra rugged mobile computers and tablets into fully-featured workstations, including HDMI to support a high-resolution external monitor; Ethernet for wired network connectivity; 3.5 mm jack for wired headsets to support voice app and four (4) USB-A ports to connect a keyboard, mouse, printer, scanner and more.

Connect Cradles for POS/Connect Hubs for POS: Connect Cradles for POS and Connect Hubs for POS provide nearly the same connections as Connect Cradles for Workstations, with three (3) USB-A ports, plus the PoweredUSB ports required for POS peripherals: one (1) 24V PoweredUSB port for a receipt printer and two (2) 12V PoweredUSB ports for a payment terminal and scanner. Connect Cradles for POS are available for Zebra handheld touch mobile computers; Connect Hub for POS connects to the ET4X rugged tablet presentation stand, creating a sleek and versatile POS.

3 Workstation Connect software

Zebra Workstation Connect

Advanced software delivers advanced features: Enables workers to simply dock their Zebra rugged mobile computers and tablets in a Connect Cradle or Connect Hub to create fully-featured workstations and POS stations.

4 USB Host Manager software



Prevent the connection of unauthorized devices: The USB Host Manager software polices the peripherals that are attached to a Connect Cradle or Connect Hub, ensuring that only approved peripherals are connected. Simply create a list of permitted peripherals through a variety of identifying information — such as manufacturer, model and serial number. Unauthorized devices will not be permitted to connect.

Mobile-Driven Workstations

Reduce costs

Save energy

Streamline processes



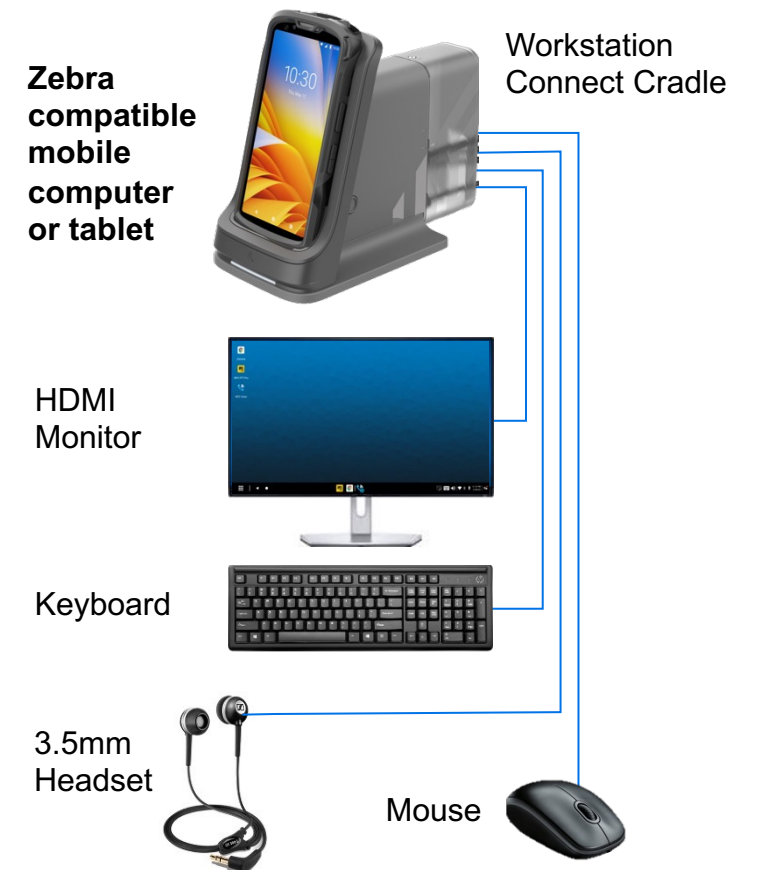
Create an **on-demand** mobile-driven workstation

Just drop a compatible Zebra **mobile computer** or **tablet** into a Workstation Connect Cradle to:

Get simultaneous dual functionality that delivers outstanding value

- Instantly create a mobile-driven workstation to access all the apps on the Zebra mobile device and more on a large screen with a desktop-style interface
- Continue to use all the apps on the Zebra mobile device while cradled
- Work on different applications on the mobile device and desktop simultaneously

How It Works



Benefits of a mobile-driven workstation

Optimize operations with simplified workflows

Now one device does it all — workers no longer need to switch devices for different types of tasks

Cut energy use by more than 50%*

A Workstation Connect mobile-driven workstation uses less than half the energy as a desktop computer

Simplified infrastructure

Eliminate the need to purchase and manage desktop computers

Increase Zebra device ROI

Do more with the devices you already have

* Based on internal testing

Workstation Connect Cradle

Versatile revolutionary Connect Cradles provide all the connections required to turn compatible **Zebra rugged mobile computers and tablets** into comprehensive workstations

HDMI

to support a high-resolution external monitor

Ethernet

for wired network connectivity

3.5 mm jack (model dependent)

for wired headsets to support voice apps

Four (4) USB-A ports

to connect a keyboard, mouse, printer, scanner and more

Cable management

for easy installation of peripherals in an organized way

Optional cable cover

secures connections and prevents unauthorized access to open ports



Workstation Connect for POS

Faster checkout

More checkout options

A better customer experience



Create an **on-demand** mobile-driven POS

How It Works

Just drop a compatible Zebra **mobile computer** into a Connect Cradle for POS or a Zebra **tablet** into a Connect Hub for POS:

- Instantly create an on-demand complete POS anywhere in your store
- Simply lift the Zebra mobile device from the cradle or presentation stand to continue using as a standalone mobile device for assisted selling, inventory lookup, price management and more
- Enjoy dual functionality for outstanding value

Zebra mobile computer in a Connect Cradle for POS

Zebra tablet in its presentation stand with Connect Hub



Benefits of Workstation Connect for POS

Optimize operations with simplified workflows

Now one device does it all — associates can use the same Zebra device for virtually every task

POS flexibility

Create any type of POS wherever and whenever you need it — fixed or hybrid

Augmenting in-store engagement

Personalize the in-store experience and customer interactions — hybrid point of sale gives your shoppers the checkout speed and flexibility they want; kiosks allow customers to get information instantly, without the need to locate an associate.

Increase Zebra device ROI

Do more with the devices you already have

Reduce costs

Eliminate the need to purchase and manage separate desktop computers

POS Connect Cradle or Connect Hub

Get all the connections required to turn compatible **Zebra rugged mobile computers and tablets** into comprehensive and flexible POS stations.

One (1) 24V PoweredUSB port

to support a receipt printer

Two (2) 12V PoweredUSB ports

to support a payment terminal and scanner

HDMI

to support a high-resolution external monitor

Ethernet

for wired network connectivity

3.5 mm jack (model dependent)

for wired headsets to support voice apps

Three (3) USB-A ports

to connect a keyboard, mouse, printer, scanner and more

Cable management

for easy installation of peripherals in an organized way

Optional cable cover

secures connections and prevents unauthorized access to open ports



Zebra ET40-ET45 Presentation Stand

Easily turn the ET40/ET45 10-inch rugged tablets into a POS or kiosk with the Presentation Stand and Connect Hub



Telescoping stand can be adjusted to the perfect height to fit multiple types of set-ups and store furniture



Screen tilts for optimal viewing angle



Base rotates — orientation sensor automatically switches the app display for associate or customer



Tablet locks — a digital or physical key to unlock increases security





Key Features

Advanced enterprise-class features



Built for the enterprise from the ground up

Intuitive desktop user interface

Shortcuts, taskbars, resizable windows, open multiple apps in multiple windows and more

Flexible display support

Choose standard or touch displays

Dual-mode support

Supports desktop and mirror modes to support the maximum number of use cases

Powerful administrative control over the desktop environment

Control what workers can see and access

Optional cable cover

Prevents the connection of unauthorized peripherals

Support for different data entry modes

Keyboard and mouse, touch, or both

Support for a wide range of apps

Native Android, web-based, Virtual Desktop Infrastructure (VDI) and more

Complete control over allowable peripherals

The USB Host Manager app makes it easy to prevent the connection of unauthorized devices, increasing security

Flexible audio capabilities

Connect a speaker through a USB port or the 3.5 mm headset jack (optional)

Built-in support for Zebra's latest devices and future mobile computing platforms

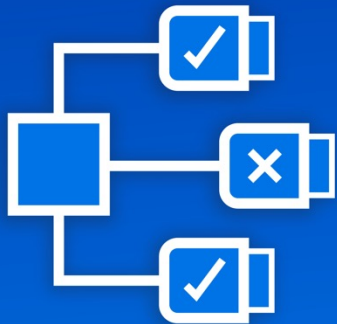
Confidently deploy a solution that you can count on today and tomorrow.

USB Host Manager

Ensure only authorized devices are connected



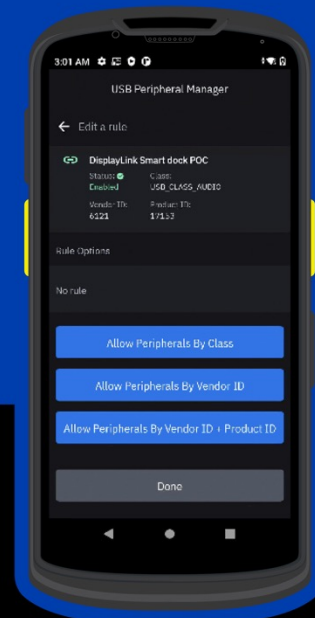
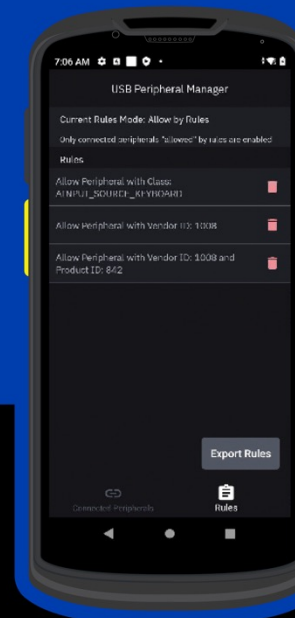
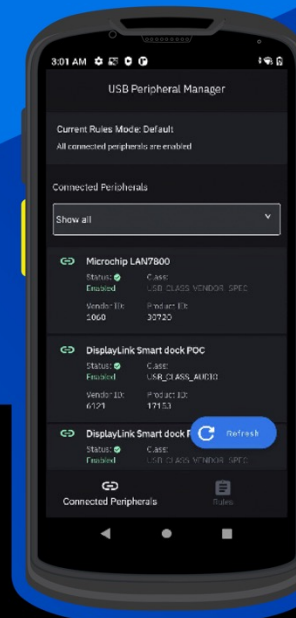
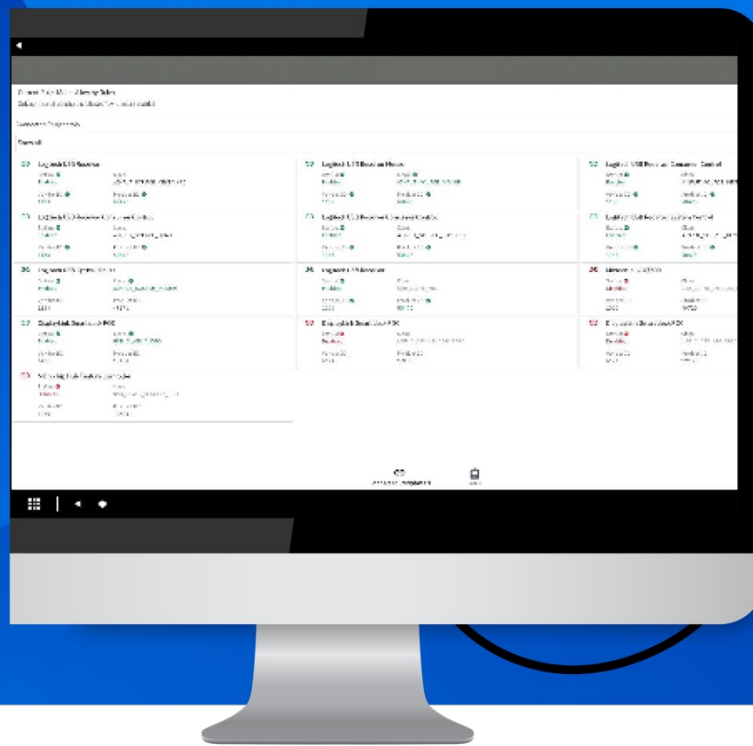
USB Host Manager



The USB Host Manager displays all of the USB peripherals connected to the device through a USB host-mode connection.

Using this application, the Administrator can manage (create, delete and modify) the rules that control the usage of USB peripherals.

These rules can be applied to other devices by exporting a configuration file and applying the file to each device.



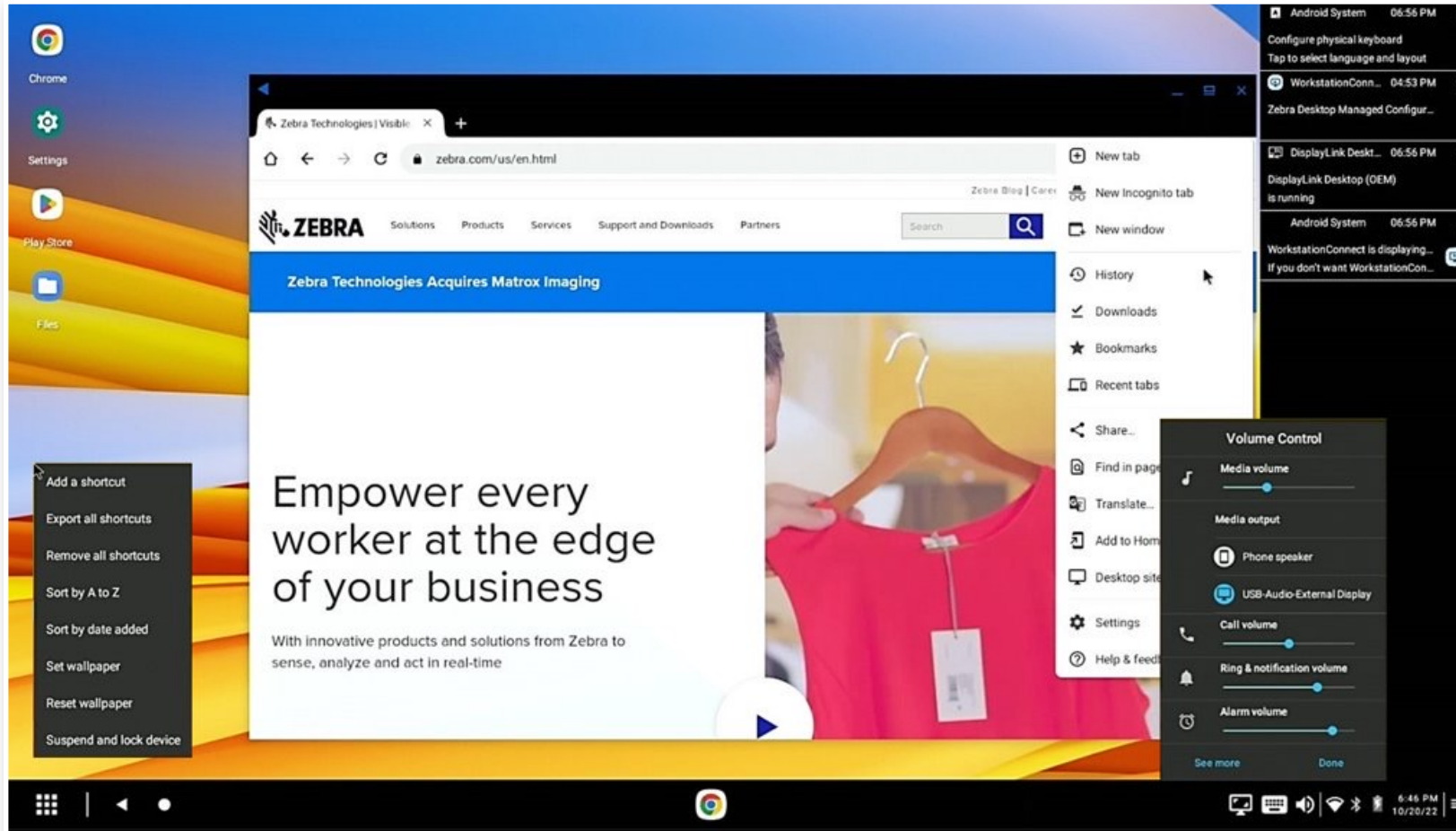
Workstation Connect: Desktop user features

Application launch shortcuts on home screen

Applications on multiple re-sizable windows

Home screen contextual menu including options to create shortcuts, set wallpaper and suspend/lock device

Taskbar for access to applications and navigation buttons



Support for commonly used keyboard and mouse shortcuts on applications

System and applications notifications on home screen notification panel

Status and quick settings on taskbar

Running applications on mobile device screen and external monitor taskbar icons, switch between applications and between screens

Screen Capture of desktop home screen

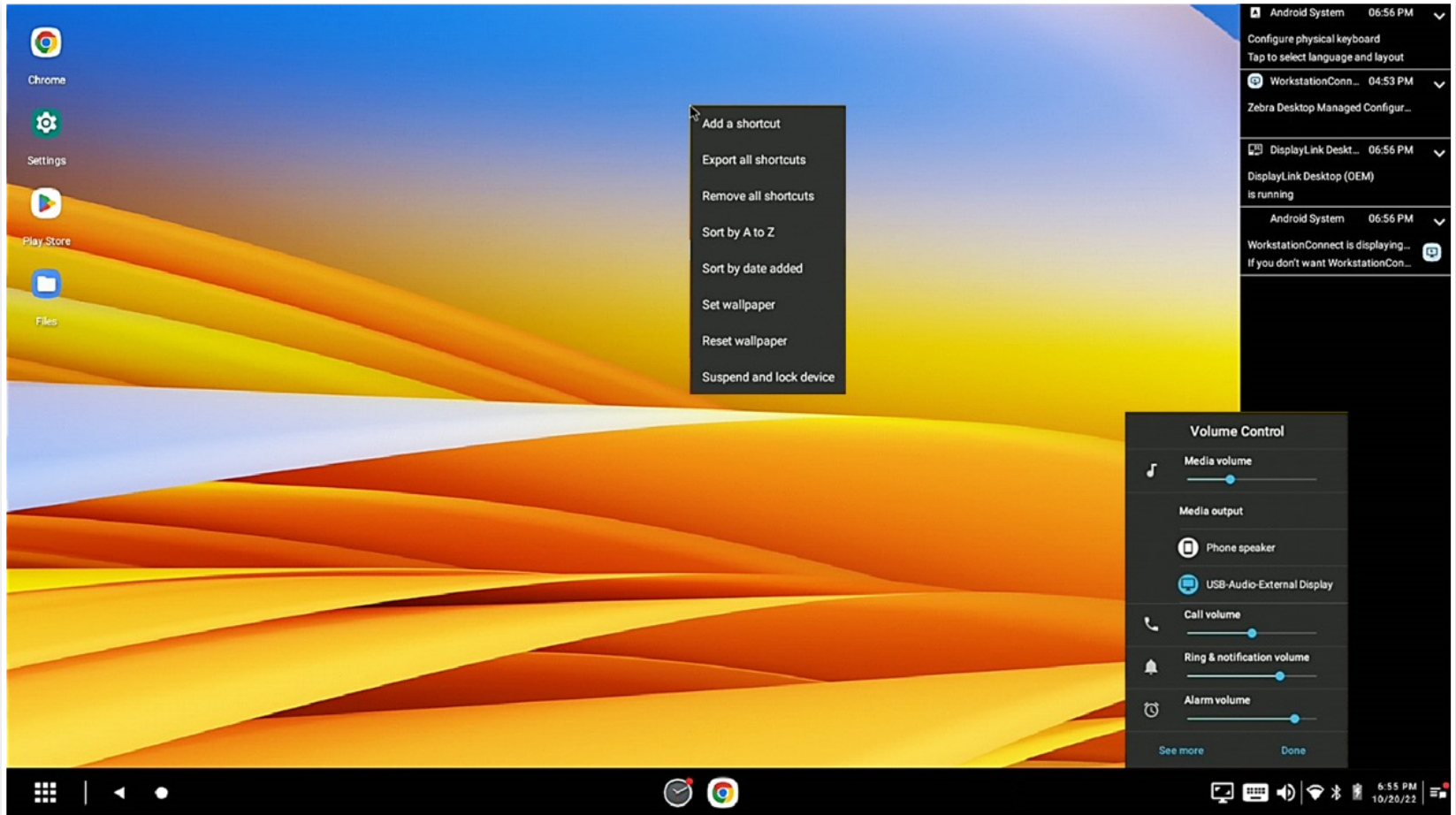
Adjust volume and select audio output path

Workstation Connect: Desktop Admin features

Customization of home screen UI elements including wallpaper, application shortcuts, contextual menu, notification panel and taskbar

Configuration of default screen resolution, density and orientation

Configuration of permissions for the applications end user can launch, create shortcuts, move to desktop home screen, move to mobile device screen, receive notifications or present icon on taskbar



Default behavior of apps on mobile device screen and desktop on dock/undock events and configuration of application icons visibility on taskbar

Configuration of screen capture permissions

Configuration of soft input panel

Deploy Workstation Connect configurations via Zebra DNA Cloud or any other EMM

System configurations include external keyboard, USB scanner, screen sharing and remote control

Configure the status icons presented on the taskbar



Use Cases

Where can you put Workstation Connect to work?

Retail



- Food/grocery/drug stores
- Superstores/warehouse clubs
- Mass merchants
- Department/specialty stores

Associates

- Assisted selling
- Returns processing
- Point of sale
- Training

Store Manager

- Work schedules
- Communications — email and voice
- Monitor sales (POS)
- Report/presentation preparation

Customer

- Kiosk mode for self-service

Hospitality



- Hotels
- Car rental agencies

Concierge

- Guest assistance
- Check-in/checkout
- Point of sale
- Training

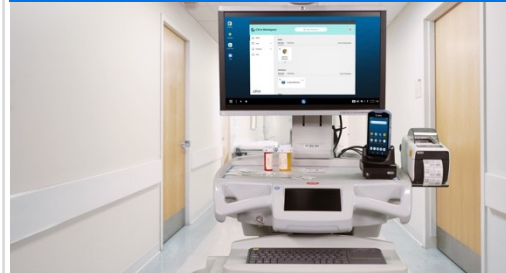
Manager

- Work schedules
- Business communications — email and voice

Customer

- Kiosk mode for self-service

Healthcare



- Hospitals
- Clinics

Nurses

- EHR access and update
- Admission and discharge forms
- Scan barcodes for task accuracy and tracking
- Work schedules
- Training

Patient

- Kiosk mode for check-in

Public Safety



- State and local law enforcement

Police officers (in-vehicle)

- Computer Aided Dispatch (CAD)
- Records Management System (RMS)
- Information systems (local and national)
- Law-enforcement applications

Warehouse



- Warehouses
- Distribution centers

Warehouse floor worker

- Printing: paper barcode, RFID and shipping labels; bills of lading
- Data entry
- Training

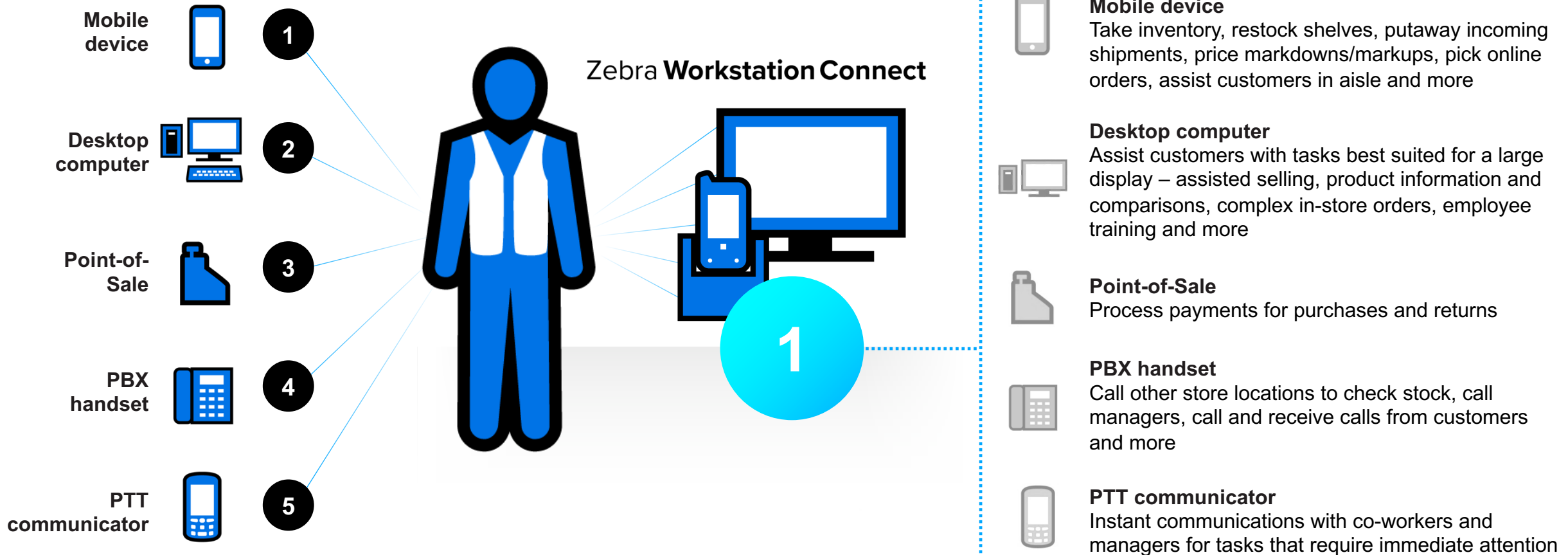
Warehouse manager

- Work schedules
- Communications — email and voice
- Monitor sales (POS)
- Report/presentation preparation

Use Case: Retail Associate

Store associates use FIVE different systems with different operating systems at different locations to get the job done...

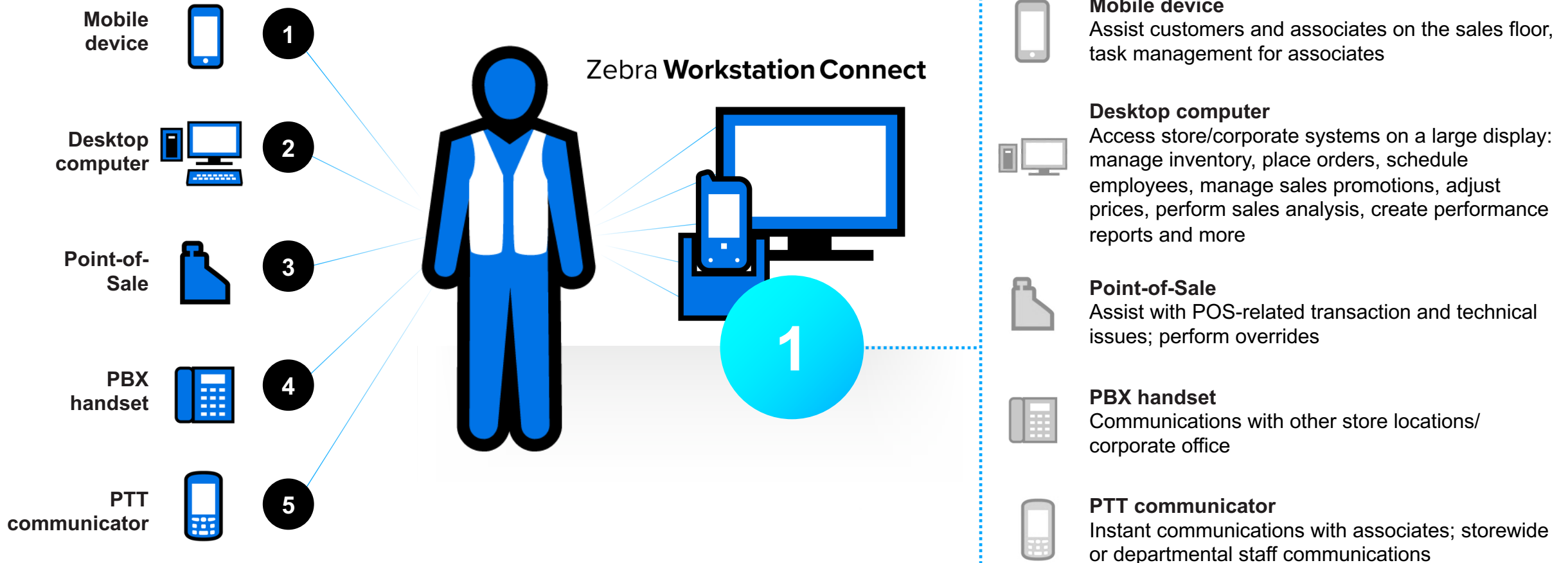
...but ONE Zebra mobile device with Workstation Connect does it all.



Use Case: Retail Manager

Store managers use **FIVE** different systems with different operating systems at different locations to get the job done...

...but **ONE** Zebra mobile device with Workstation Connect does it all.

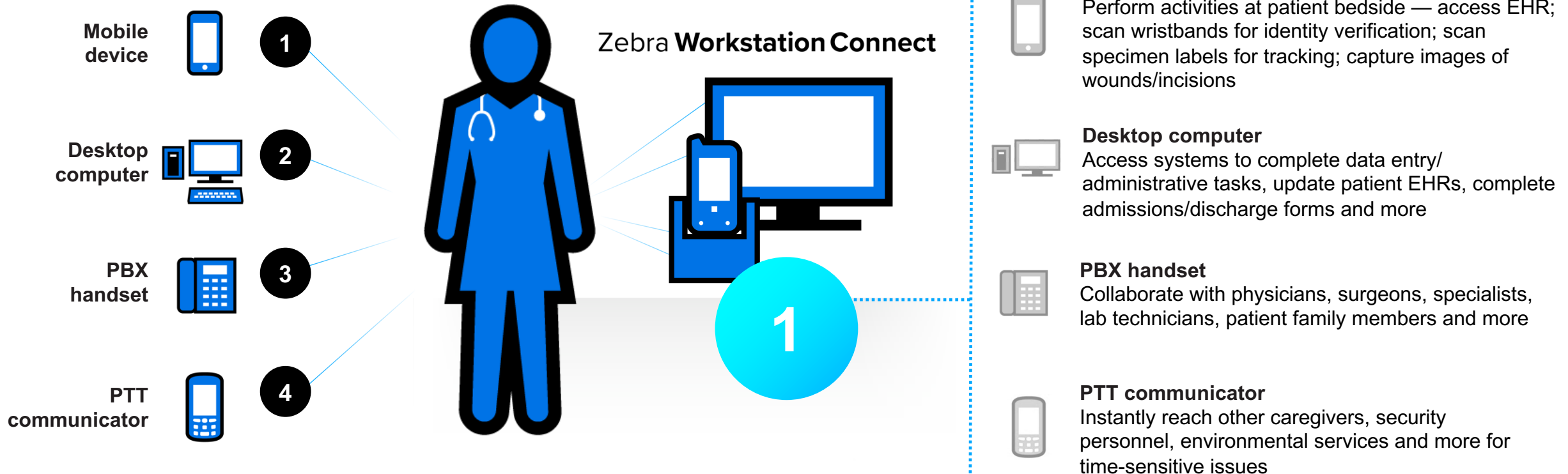




Use Case: Healthcare

Nurses use **FOUR** different systems with different operating systems at different locations to get the job done...

...but **ONE** Zebra mobile device with Workstation Connect does it all.

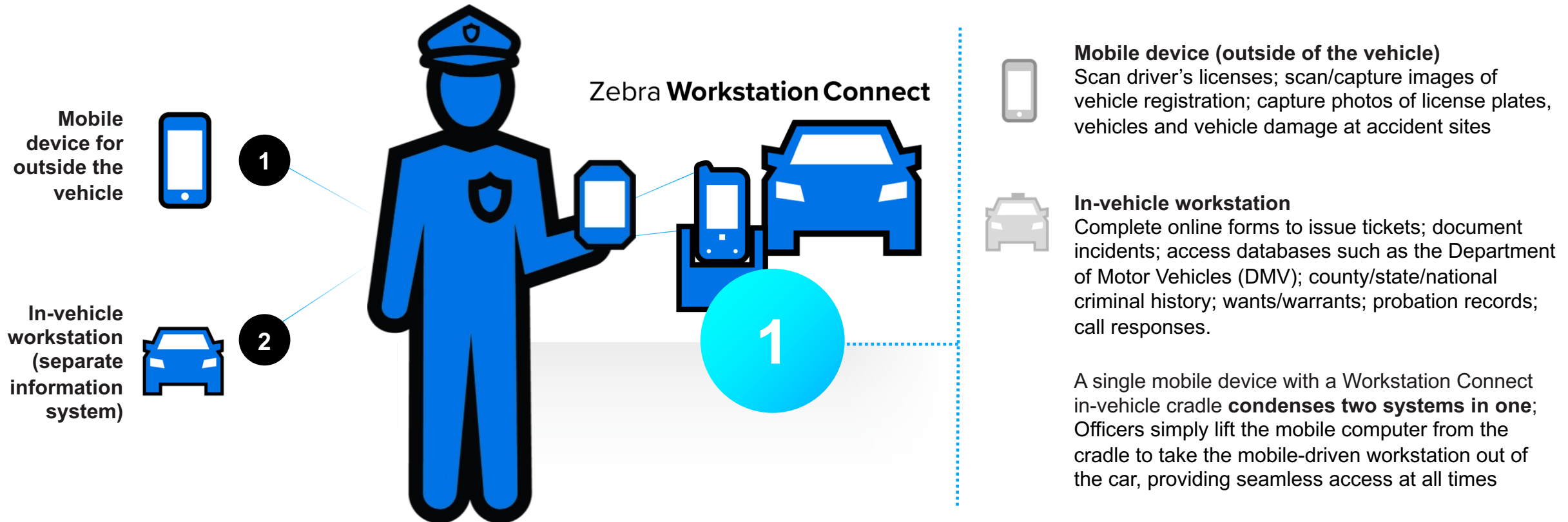




Use Case: Public Safety

Public safety officers need to access different information systems **INSIDE** and **OUTSIDE** the vehicle...

...but **ONE** Zebra mobile device with Workstation Connect does it all.



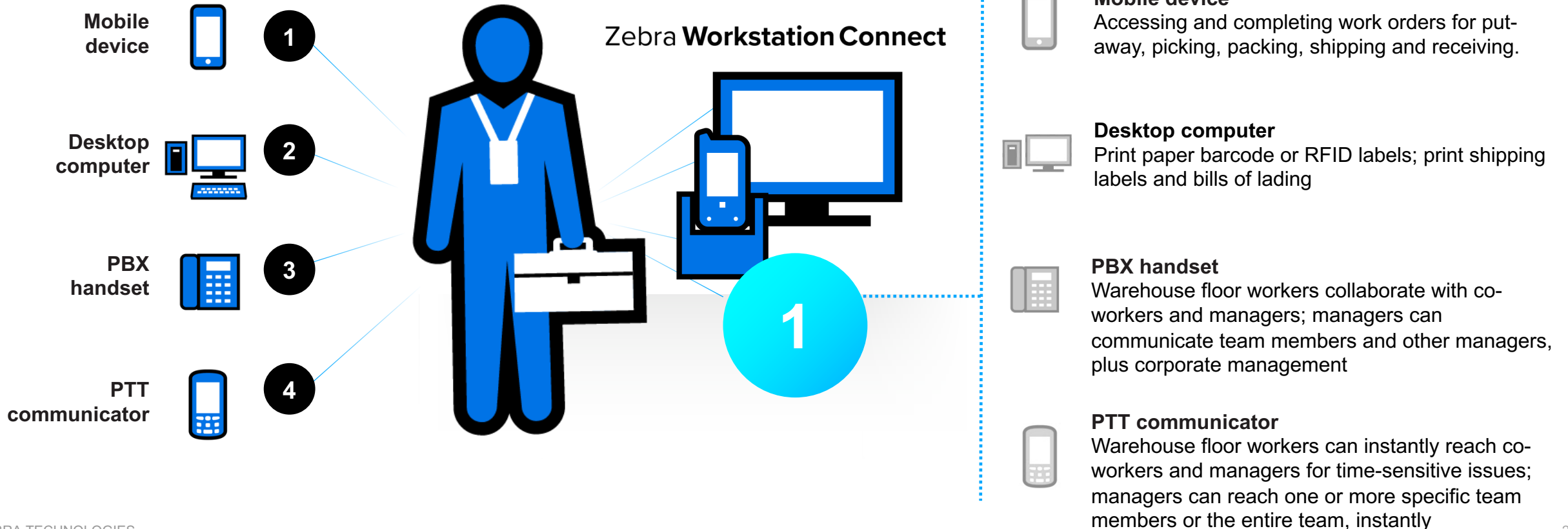
* In-vehicle compatible cradle for Workstation Connect coming in 2023 (3rd party validation)



Use Case: Warehouse

Workers in warehouses use **FOUR** different systems with different operating systems at different locations to get the job done...

...but **ONE** Zebra mobile device with Workstation Connect does it all.

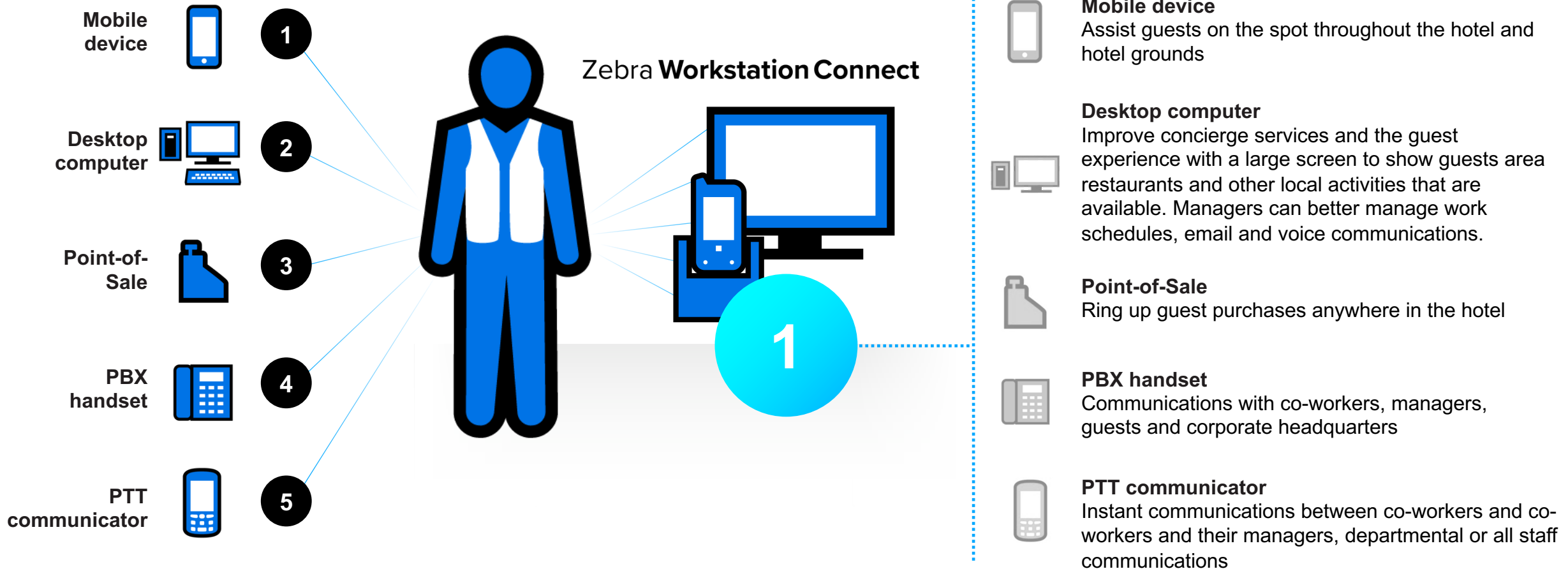




Use Case: Hospitality

Associates in hotels use **FIVE** different systems with different operating systems at different locations to get the job done...

...but **ONE** Zebra mobile device with Workstation Connect does it all.





Thank You!

For more information, please visit www.zebra.com/workstationconnect

ZEBRA and the stylized Zebra head are trademarks of ZIH Corp, registered in many jurisdictions worldwide.
All other trademarks are the property of their respective owners. ©2022 ZIH Corp and/or its affiliates.
All rights reserved.